



Instructions for using the ROCyork Concealed Hinge router template. (RY-30, RY-45 & RY-80)

1. Reference inset "B" & "C" below: Adjust the red stops or the optional clamp-on leg on the underside of the template to match the backset position required for the hinge being installed and the thickness of the door (see the ROCyork specs for the hinge model and size being installed)
2. Attach the template to the door edge using the adjustable stops or the optional "Clamp-On Leg" against the face of the door with the nail assemblies or the "optional clamp-on leg". Make sure the top of the template is flush with the top of the door, allow the brown spacer button to "overhang" the top of the door (see "A" below). This template position is the starting point for hinge placement and puts the top hinge 7" from the top of the door.
3. Using your router with a 1/2" router bit and a 5/8" OD template guide attached to the base of the router, mortise the deep pocket between the "block off tabs" (see "A" below) depth of the deep pocket is shown on the installation sheet provided for the hinge size being installed. Remove the "block off tabs" and with your router set for the finish depth mortise for the shallow finish cut, again referring to the installation sheet for the hinge being installed.
4. Move the template to the next hinge position and repeat the mortising operation. When mortising the door jamb place the template to the top of the jamb and have the brown button contacting the top of the jamb. This will set the top hinge 3/32" down from the top of the jamb and therefore the "door clearance" to the top of the jamb.



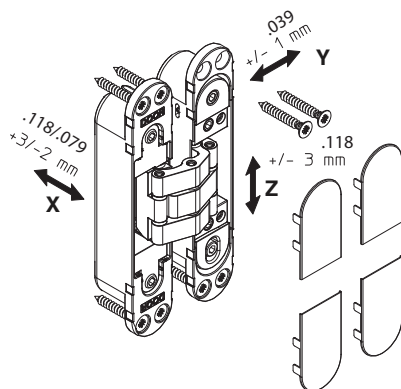
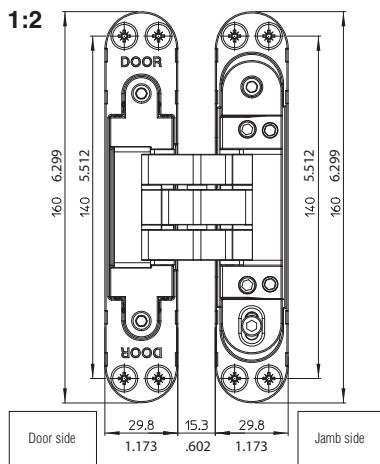
RY-80



 NORTH AMERICA

3 axis adjustable hinge 7 fulcrums

ROCyorkTM
Architectural Door Furniture
 New York - Melbourne - London



Hinge barrels disappear from view with Rocyork's concealed hinges, leaving subtle clean lines around the EZYJamb.

3 axis adjustable hinge 7 fulcrums

Max Panel Width	42"
Min Door Thickness	1 3/4"
Adjustments mm	X: Horizontal +3,-2 Y: Depth ±1 Z: Vertical ±3
Capacity	176 lbs (2) RY-80 hinges 228 lbs (3) RY-80 hinges
Finishes	Satin Chrome 626 Stainless Steel Look 630 Satin Nickel 619 White Black
Fire Rating	UL 20 minutes

DESCRIPTION

Make your door hinges disappear with the Rocyork concealed door hinge from EZYJamb! Some of the features and benefits of the Rocyork concealed door hinge from EZYJamb include:

- No visible barrel or pin
- Maintenance free bearing mechanism
- Aesthetically pleasing hinge covers

APPLICATION

This revolutionary architectural breakthrough will allow uninterrupted clean lines around internal doors for the ultimate square-set interior.

EDS_RY80US_13032015